

**Technical specification
Inventec packaging
EQU SL 10010 TSI AVT
CRE version 01**

INVENTEC
PERFORMANCE CHEMICALS

SF6 packaging

Date : 10/01/2011
Page : 1/3

➤ **7L welded steel cylinder**

Désignation :

- Water capacity : 7L
- Test pressure : 70bar
- Material : welded steel
- Height: 285mm
- Height with cap : 405mm
- Diameter : 250mm
- Tare : 10kg
- Brass valve, right hand threaded 21.8mm x 1.814 mm following NF E 29-650 , **with** no return device
- Color : Body in grey RAL7001
Shoulder in green RAL6018



➤ **8L welded steel cylinder**

Désignation :


- Water capacity : 8L
- Test pressur : 70bar
- Material : welded steel
- Height : 250mm
- Height with cap : 370mm
- Diameter : 267mm
- Tare : 9 kg
- Brass valve, right hand threaded 21.8mm x 1.814 mm following NF E 29-650 , **with** no return device
- Color : Body in grey RAL7001
Shoulder in green RAL6018



➤ **10.5L welded steel cylinder**

Désignation :


- Water capacity : 10.5L
- Test pressure : 70bar
- Material : welded steel
- Height : 360mm
- Height with cap : 480mm
- Diameter : 250mm
- Tare : 12kg
- Brass valve, right hand threaded 21.8mm x 1.814 mm following NF E 29-650 , **with** no return device
- Color : Body in grey RAL7001
Shoulder in green RAL6018



➤ **23L welded steel cylinder**

Désignation :


- Water capacity : 23L
- Test pressure : 70bar
- Material : welded steel
- Height : 547mm
- Height with cap : 667mm
- Diameter : 267mm
- Tare : 16kg
- Brass valve, right hand threaded 21.8mm x 1.814 mm following NF E 29-650 , **with** no return device
- Color : Body in grey RAL7001
Shoulder in green RAL6018



➤ **41.5L welded steel cylinder**

Désignation :

- Water capacity : 41.5L
- Test pressure : 70bar
- Material : welded steel
- Height: 924mm
- Height with cap : 1044mm
- Diameter : 267mm
- Tare : 25kg
- Brass valve, right hand threaded 21.8mm x 1.814 mm following NF E 29-650 , **with no return device**
- Color : Body in grey RAL7001
Shoulder in green RAL6018



➤ **600L welded steel drum**

Désignation :

- Water capacity : 600L
- Length: 2150mm
- Diameter : 650mm
- Tare : 400kg
- Test pressure : 70bar
- 2 Steel valves, right hand threaded 26.1mm x 1.814 mm following CGA660 , **without no return device**

